

# SPA

## Pendant control station



Pendant station for auxiliary control, sturdy and reliable, designed for heavy industry. Modular enclosure with actuators arranged on a double row to pair opposite functions and keep size compact.

### FEATURES

- Modular enclosure with actuators arranged on a double row to enable grouping of a large number of functions in a single unit.
- Rectangular pushbuttons in thermoplastic material featuring sticky customizable labels.
- The emergency stop mushroom pushbutton complies with standard ISO 13850.
- Mechanical life of switches: 1 million operations.
- IP protection degree: SPA is classified IP65.
- Extreme temperature resistance: -25°C to +70°C.
- All materials and components used are wear resistant and guarantee protection of the unit against water and dust.

### OPTIONS

- Available in configurations with 2 to 28 actuators, arranged on a double row.
- One or two speed switches with NO or NC contacts and with LEDs (voltage 24 Vac/dc) and lamp (voltage 110 Vac/dc).
- Double switches with mechanical interlock to prevent simultaneous operation of opposite functions.
- Wide range of actuators: pushbuttons, selector switches and key-selector switches, pilot lights, impulse or latched mushroom pushbuttons with rotation release.
- Available on request with a **high resolution color graphic display**, suitable for displaying measurements and information about the system where the control station is installed (configuration to be customized).

### CERTIFICATIONS

- CE and UKCA markings and EAC certification.

Fill in the "request form" for accurate product configuration.

## CERTIFICATIONS

Conformity to Community Directives	2014/35/UE Low Voltage Directive
	2006/42/CE Machinery Directive
Conformity to UKCA Directives	Supply of Machinery (Safety) Regulations 2008
	Electrical Equipment (Safety) Regulations 2016
Conformity to CE Standards	EN 60204-1 Safety of machinery - Electrical equipment of machines
	EN 60947-1 Low-voltage switchgear and controlgear
	EN 60947-5-1 Low-voltage switchgear and controlgear - Control circuit devices and switching elements - Electromechanical control circuit devices
	EN 60529 Degrees of protection provided by enclosures
	ISO 13850 Safety of machinery - Emergency stop - Principles for design
Markings and homologations	CE EAC UKCA

## GENERAL TECHNICAL SPECIFICATIONS

Ambient temperature	Storage -40°C/+70°C
	Operational -25°C/+70°C
IP protection degree	IP 65
Insulation category	Class II
Cable entry	Rubber cable sleeve (Ø 14÷26 mm)
Operating positions	Any position



## TECHNICAL SPECIFICATIONS OF THE SWITCHES

Code	PRSL0071XX	PRSL0072XX	PRSL0073XX	PRSL0074XX
Switch	Utilisation category	AC 15	-	AC 15
	Rated operational current	1.9 A	-	1.9 A
	Rated operational voltage	380 Vac	-	380 Vac
	Rated thermal current	10 A	-	10 A
	Rated insulation voltage	500 Vac	-	500 Vac
	Mechanical life	1x10 <sup>6</sup> operations	-	1x10 <sup>6</sup> operations
Lamp holder	Maximum voltage	125 V	125 V	125 V
	Maximum power	2.6 W	2.6 W	2.6 W
Lamp type	bulb or LED (on request) with bayonet coupling	bulb or LED (on request) with bayonet coupling	bulb or LED (on request) with bayonet coupling	-
Connections	Screw-type terminals			
Wires	1x2.5 mm <sup>2</sup> , 2x1.5 mm <sup>2</sup> (UL - (c)UL: use 60°C or 75°C copper (CU) conductor and wire 16-18 AWG)			
Tightening torque	0.8 Nm			
Switch type	1 speed switch + lamp holder	lamp holder + lamp holder	1 speed switch + lamp holder	1 speed switch + 1 speed switch
Contacts	2NC+2NO lamp holder	lamp holder lamp holder	1NC+1NO lamp holder	1NC+1NO 1NC+1NO
Scheme				
Markings and homologations	CE cUL US UKCA			

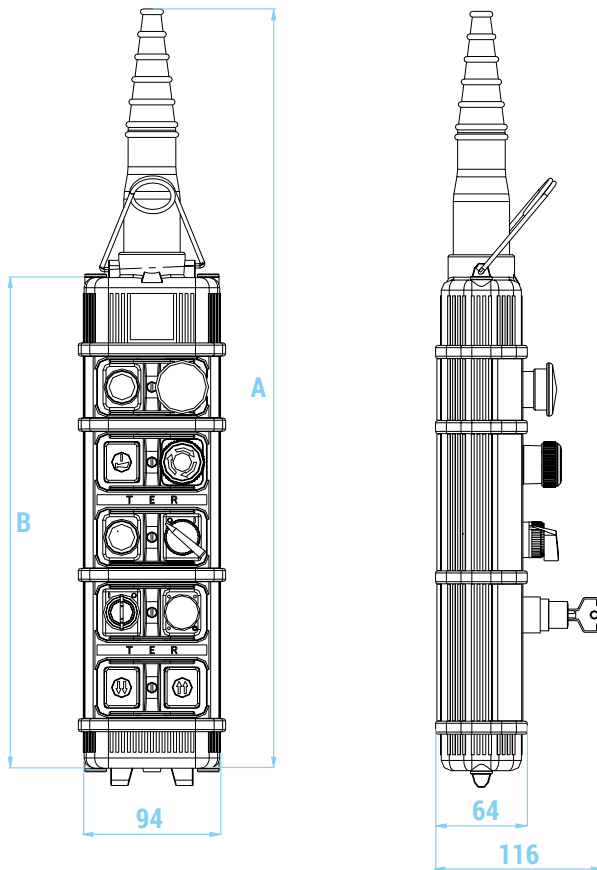
Code	PRSL0075XX	PRSL0076XX	PRSL0077XX
<b>Switch</b>			
Utilisation category	AC 15	AC 15	AC 15
Rated operational current	1.9 A	1.9 A	1.9 A
Rated operational voltage	380 Vac	380 Vac	380 Vac
Rated thermal current	10 A	10 A	10 A
Rated insulation voltage	500 Vac	500 Vac	500 Vac
Mechanical life	1x10 <sup>6</sup> operations	1x10 <sup>6</sup> operations	1x10 <sup>6</sup> operations
<b>Lamp holder</b>			
Maximum voltage		-	
Maximum power		-	
Lamp type		-	
<b>Connections</b>	Screw-type terminals		
<b>Wires</b>	1x2.5 mm <sup>2</sup> , 2x1.5 mm <sup>2</sup> (UL - (c)UL: use 60°C or 75°C copper (CU) conductor and wire 16-18 AWG)		
<b>Tightening torque</b>	0.8 Nm		
<b>Switch type</b>	2 speed switch + 2 speed switch	1 speed switch + 1 speed switch	1 speed switch + 1 speed switch
<b>Contacts</b>	1NC+1NO+1NO 1NC+1NO+1NO	1NC+1NO 2NC+2NO	2NC+2NO 2NC+2NO
<b>Scheme</b>			
<b>Markings and homologations</b>	CE cULus UK CA		

Code	PRSL0087XX	PRSL0089XX	PRSL0090XX
<b>Switch</b>			
Utilisation category	AC 15	AC 15	AC 15
Rated operational current	1.9 A	1.9 A	1.9 A
Rated operational voltage	380 Vac	380 Vac	380 Vac
Rated thermal current	10 A	10 A	10 A
Rated insulation voltage	500 Vac	500 Vac	500 Vac
Mechanical life	1x10 <sup>6</sup> operations	1x10 <sup>6</sup> operations	1x10 <sup>6</sup> operations
<b>Lamp holder</b>			
Maximum voltage	-	125 V	-
Maximum power	-	2.6 W	-
Lamp type	-	bulb or LED (on request) with bayonet coupling	-
<b>Connections</b>	Screw-type terminals		
<b>Wires</b>	1x2.5 mm <sup>2</sup> , 2x1.5 mm <sup>2</sup> (UL - (c)UL: use 60°C or 75°C copper (CU) conductor and wire 16-18 AWG)		
<b>Tightening torque</b>	0.8 Nm		
<b>Switch type</b>	2 speed switch + 1 speed switch	2 speed switch+ lamp holder	1 speed switch + 2 speed switch
<b>Contacts</b>	1NC+1NO+1NO 1NC+1NO	1NC+1NO+1NO lamp holder	2NC+2NO 1NC+1NO+1NO
<b>Scheme</b>			
<b>Markings and homologations</b>	CE cULus UK CA	CE UK CA	CE UK CA

## TECHNICAL SPECIFICATIONS OF THE LEDS / BULBS

Code	PRSL3502PI	SL000010
Type	LED	Bulb with bayonet coupling
Rated operational voltage	24 V ac/dc	110 Vac/dc
Rated current consumption	20 mA	20 mA
Scheme		
Markings and homologations	CE UK CA	CE UK CA

## OVERALL DIMENSIONS (mm)



No. of actuators	Dimensions (mm)		Weight (kg)
	A	B	
2	318	132	0,520
4	370	184	0,700
6	422	236	0,880
8	474	288	1,040
10	526	340	1,220
12	578	392	1,380
14	630	444	1,550
16	682	496	1,710
18	734	548	1,890
20	786	600	2,050
22	838	652	2,210
24	890	704	2,370
26	942	756	2,530
28	994	808	2,690

## SPA-ADV



### Advanced version of the SPA pendant control station, with integrated data acquisition system.

It features a **high resolution color graphic display**, suitable for displaying measurements and information about the system where the control station is installed.

It can condition and amplify signals from many transducers, whose data are then processed and made available as a digital or analogue protocol, at the same time as being displayed on the LCD.

It also features an overload monitoring function with 2 programmable set-points for each of the 2 relay contacts and it is equipped with an extremely stable transducer excitation generator to provide precise bias to Wheatstone bridges and PT100 transducers.

The acquisition unit is also provided with 2 analog channels for measuring the same number of transducers, configurable and with calibration and linearization capabilities up to 10 segments.

It is specially designed for reading load cells, strain gauges, pressure transducers, PT100, PT500, potentiometric displacement transducers, conditional LVDT.

## SPA-ADV - ELECTRICAL SPECIFICATIONS

Supply voltage	24 V $\pm$ 20%
Max. current	100 mA @ 24 V
Input analog range	3.2 mV...5 V differential 100 mV...10 V single terminal
Vexc. range	1 V...10 V
ADC resolution	10000 div.
Measuring accuracy	$\pm$ 0.25%
Calibration	Up to 10 segments
Analog output	12 bit current
Digital output	RS-485 CAN
Overload threshold relay	5 A, 24 / 125 / 230 Vac

## STANDARD CONTROL STATIONS

Standard control stations are equipped with cable sleeve, hook and mechanical interlock between opposite function pushbuttons.

### 2 actuators

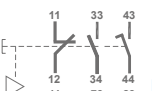


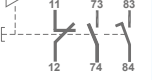


PF02L020007			PF02L020039		
Switch scheme	Switches	Actuators	Switch scheme	Switches	Actuators
	PRSL0074XX 1NO+1NC/1NO+1NC 1 speed	Pushbutton Pushbutton		PRSL0075XX 1NO+1NC/1NO+1NC 2 speeds	Pushbutton Pushbutton

### 4 actuators

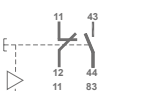
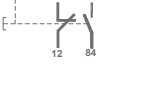





PF02L040185			PF02L040241		
Switch scheme	Switches	Actuators	Switch scheme	Switches	Actuators
	PRSL0074XX 1NO+1NC/1NO+1NC 1 speed	Blanking plug Latched mushroom pushbutton		PRSL0074XX 1NO+1NC/1NO+1NC 1 speed	Pushbutton Latched mushroom pushbutton
	PRSL0074XX 1NO+1NC/1NO+1NC 1 speed	Pushbutton Pushbutton		PRSL0074XX 1NO+1NC/1NO+1NC 1 speed	Pushbutton Pushbutton

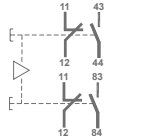



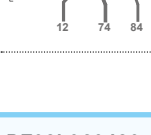


PF02L040186			PF02L040240		
Switch scheme	Switches	Actuators	Switch scheme	Switches	Actuators
	PRSL0074XX 1NO+1NC/1NO+1NC 1 speed	- Latched mushroom pushbutton		PRSL0074XX 1NO+1NC/1NO+1NC 1 speed	Pushbutton Latched mushroom pushbutton
	PRSL0075XX 1NO+1NC/1NO+1NC 2 speeds	Pushbutton Pushbutton		PRSL0075XX 1NO+1NC/1NO+1NC 2 speeds	Pushbutton Pushbutton

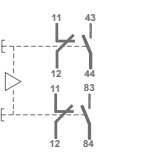
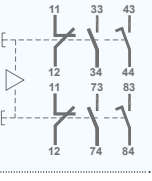


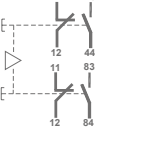


PF02L040242			PF02L040063		
Switch scheme	Switches	Actuators	Switch scheme	Switches	Actuators
	PRSL0075XX 1NO+1NC/1NO+1NC 2 speeds	Pushbutton Pushbutton		PRSL0074XX 1NO+1NC/1NO+1NC 1 speed	Pushbutton Pushbutton
	PRSL0074XX 1NO+1NC/1NO+1NC 1 speed	Pushbutton Pushbutton		PRSL0074XX 1NO+1NC/1NO+1NC 1 speed	Pushbutton Pushbutton

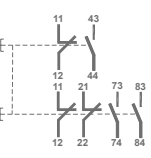

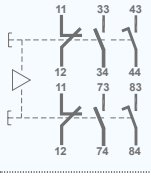


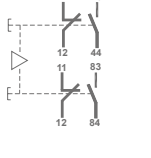


PF02L040243			
Switch scheme	Switches	Actuators	
	PRSL0075XX 1NO+1NC/1NO+1NC 2 speeds	Pushbutton 	Pushbutton 
	PRSL0075XX 1NO+1NC/1NO+1NC 2 speeds	Pushbutton 	Pushbutton 

## 6 actuators

PF02L060455			
Switch scheme	Switches	Actuators	
	PRSL0074XX 1NO+1NC/1NO+1NC 1 speed	Blanking plug	Latched mushroom pushbutton
	PRSL0074XX 1NO+1NC/1NO+1NC 1 speed	Pushbutton 	Pushbutton 
	PRSL0074XX 1NO+1NC/1NO+1NC 1 speed	Pushbutton 	Pushbutton 

PF02L060401			
Switch scheme	Switches	Actuators	
	PRSL0074XX 1NO+1NC/1NO+1NC 1 speed	Blanking plug	Latched mushroom pushbutton
	PRSL0075XX 1NO+1NC/1NO+1NC 2 speeds	Pushbutton 	Pushbutton 
	PRSL0075XX 1NO+1NC/1NO+1NC 2 speeds	Pushbutton 	Pushbutton 

PF02L060456			
Switch scheme	Switches	Actuators	
	PRSL0074XX 1NO+1NC/1NO+1NC 1 speed	Blanking plug	Latched mushroom pushbutton
	PRSL0075XX 1NO+1NC/1NO+1NC 2 speeds	Pushbutton 	Pushbutton 
	PRSL0074XX 1NO+1NC/1NO+1NC 1 speed	Pushbutton 	Pushbutton 

PF02L060439			
Switch scheme	Switches	Actuators	
	PRSL0076XX 1NO+1NC/2NO+2NC 1 speed	Pushbutton  GREEN	Latched mushroom pushbutton
	PRSL0075XX 1NO+1NC/1NO+1NC 2 speeds	Pushbutton 	Pushbutton 
	PRSL0074XX 1NO+1NC/1NO+1NC 1 speed	Pushbutton 	Pushbutton 



PF02L060355

Switch scheme	Switches	Actuators	
	PRSL0076XX 1NO+1NC/2NO+2NC 1 speed	Pushbutton 	Latched mushroom pushbutton
	PRSL0074XX 1NO+1NC/1NO+1NC 1 speed	Pushbutton 	Pushbutton 
	PRSL0074XX 1NO+1NC/1NO+1NC 1 speed	Pushbutton 	Pushbutton 

PF02L060356

Switch scheme	Switches	Actuators	
	PRSL0076XX 1NO+1NC/2NO+2NC 1 speed	Pushbutton 	Latched mushroom pushbutton
	PRSL0075XX 1NO+1NC/1NO+1NC 2 speeds	Pushbutton 	Pushbutton 
	PRSL0075XX 1NO+1NC/1NO+1NC 2 speeds	Pushbutton 	Pushbutton 

8 actuators

PF02L080237

Switch scheme	Switches	Actuators	
	PRSL0076XX 1NO+1NC/2NO+2NC 1 speed	Pushbutton 	Latched mushroom pushbutton
	PRSL0074XX 1NO+1NC/1NO+1NC 1 speed	Pushbutton 	Pushbutton 
	PRSL0074XX 1NO+1NC/1NO+1NC 1 speed	Pushbutton 	Pushbutton 
	PRSL0074XX 1NO+1NC/1NO+1NC 1 speed	Pushbutton 	Pushbutton 

PF02L080440

Switch scheme	Switches	Actuators	
	PRSL0076XX 1NO+1NC/2NO+2NC 1 speed	Pushbutton 	Latched mushroom pushbutton
	PRSL0075XX 1NO+1NC/1NO+1NC 2 speeds	Pushbutton 	Pushbutton 
	PRSL0075XX 1NO+1NC/1NO+1NC 2 speeds	Pushbutton 	Pushbutton 
	PRSL0075XX 1NO+1NC/1NO+1NC 2 speeds	Pushbutton 	Pushbutton 

PF02L080702

Switch scheme	Switches	Actuators	
	PRSL0076XX 1NO+1NC/2NO+2NC 1 speed	Pushbutton 	Latched mushroom pushbutton
	PRSL0075XX 1NO+1NC/1NO+1NC 2 speeds	Pushbutton 	Pushbutton 
	PRSL0074XX 1NO+1NC/1NO+1NC 1 speed	Pushbutton 	Pushbutton 
	PRSL0074XX 1NO+1NC/1NO+1NC 1 speed	Pushbutton 	Pushbutton 

PF02L080703

Switch scheme	Switches	Actuators	
	PRSL0076XX 1NO+1NC/2NO+2NC 1 speed	Pushbutton 	Latched mushroom pushbutton
	PRSL0075XX 1NO+1NC/1NO+1NC 2 speeds	Pushbutton 	Pushbutton 
	PRSL0075XX 1NO+1NC/1NO+1NC 2 speeds	Pushbutton 	Pushbutton 
	PRSL0074XX 1NO+1NC/1NO+1NC 1 speed	Pushbutton 	Pushbutton 



## 10 actuators

PF02L100324			
Switch scheme	Switches	Actuators	
	PRSL0076XX 1NO+1NC/2NO+2NC 1 speed	Pushbutton 	Latched mushroom pushbutton
	PRSL0074XX 1NO+1NC/1NO+1NC 1 speed	Pushbutton 	Pushbutton 
	PRSL0074XX 1NO+1NC/1NO+1NC 1 speed	Pushbutton 	Pushbutton 
	PRSL0074XX 1NO+1NC/1NO+1NC 1 speed	Pushbutton 	Pushbutton 

PF02L100308			
Switch scheme	Switches	Actuators	
	PRSL0076XX 1NO+1NC/2NO+2NC 1 speed	Pushbutton 	Latched mushroom pushbutton
	PRSL0074XX 1NO+1NC/1NO+1NC 1 speed	Pushbutton 	Pushbutton 
	PRSL0074XX 1NO+1NC/1NO+1NC 1 speed	Pushbutton 	Pushbutton 
	PRSL0074XX 1NO+1NC/1NO+1NC 1 speed	Pushbutton 	Pushbutton 
	PRSL0074XX 1NO+1NC/1NO+1NC 1 speed	Pushbutton 	Pushbutton 

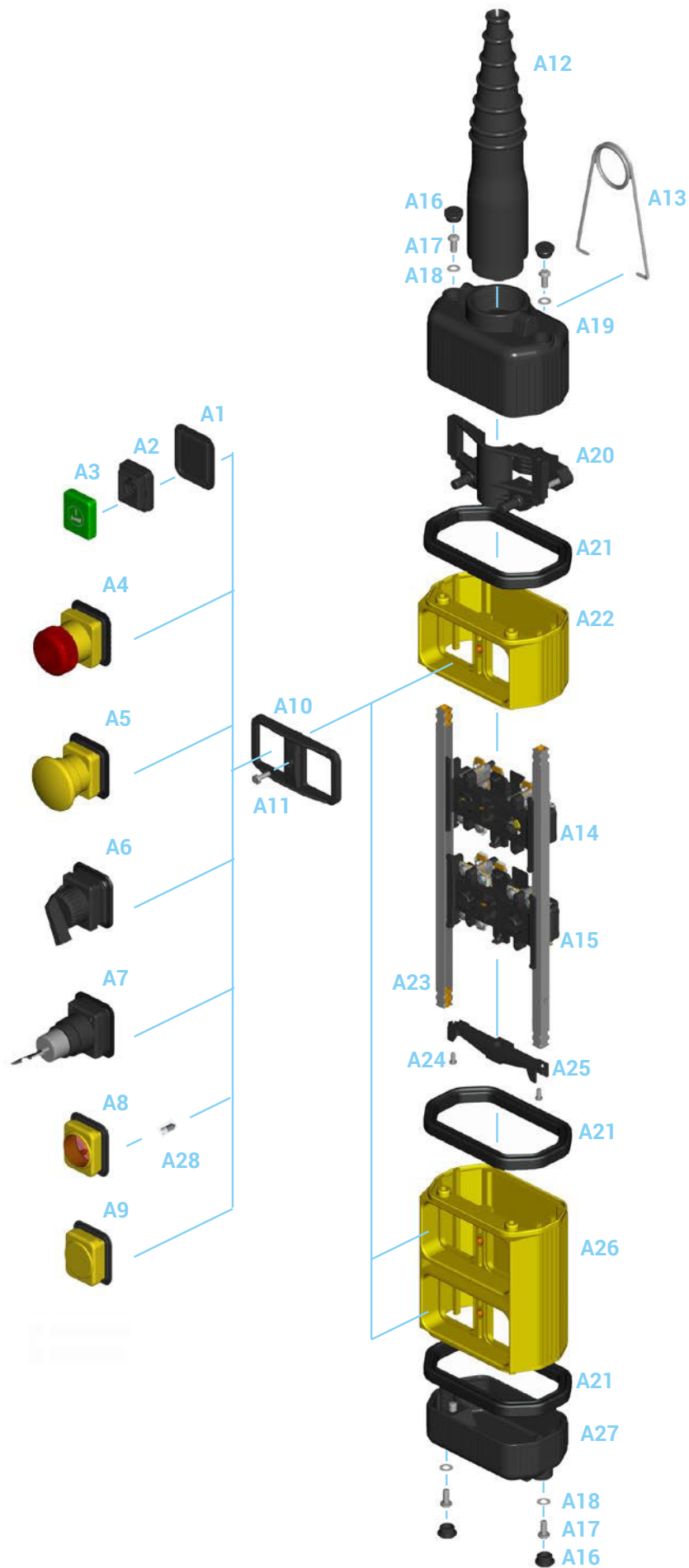
PF02L101187			
Switch scheme	Switches	Actuators	
	PRSL0074XX 1NO+1NC/1NO+1NC 1 speed	Pushbutton 	Pushbutton 
	PRSL0074XX 1NO+1NC/1NO+1NC 1 speed	Pushbutton 	Latched mushroom pushbutton
	PRSL0074XX 1NO+1NC/1NO+1NC 1 speed	Pushbutton 	Pushbutton 
	PRSL0074XX 1NO+1NC/1NO+1NC 1 speed	Pushbutton 	Pushbutton 
	PRSL0074XX 1NO+1NC/1NO+1NC 1 speed	Pushbutton 	Pushbutton 

## 12 actuators

PF02L120306			
Switch scheme	Switches	Actuators	
	PRSL0076XX 1NO+1NC/2NO+2NC 1 speed	Pushbutton 	Latched mushroom pushbutton
	PRSL0074XX 1NO+1NC/1NO+1NC 1 speed	Pushbutton 	Pushbutton 
	PRSL0074XX 1NO+1NC/1NO+1NC 1 speed	Pushbutton 	Pushbutton 
	PRSL0074XX 1NO+1NC/1NO+1NC 1 speed	Pushbutton 	Pushbutton 
	PRSL0074XX 1NO+1NC/1NO+1NC 1 speed	Pushbutton 	Pushbutton 
	PRSL0074XX 1NO+1NC/1NO+1NC 1 speed	Pushbutton 	Pushbutton 

PF02L121167			
Switch scheme	Switches	Actuators	
	PRSL0074XX 1NO+1NC/1NO+1NC 1 speed	Pushbutton 	Pushbutton 
	PRSL0074XX 1NO+1NC/1NO+1NC 1 speed	Pushbutton 	Latched mushroom pushbutton
	PRSL0074XX 1NO+1NC/1NO+1NC 1 speed	Pushbutton 	Pushbutton 
	PRSL0074XX 1NO+1NC/1NO+1NC 1 speed	Pushbutton 	Pushbutton 
	PRSL0074XX 1NO+1NC/1NO+1NC 1 speed	Pushbutton 	Pushbutton 
	PRSL0074XX 1NO+1NC/1NO+1NC 1 speed	Pushbutton 	Pushbutton 


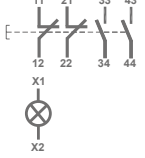
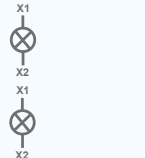
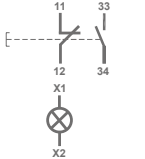
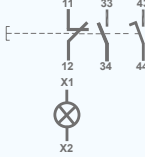

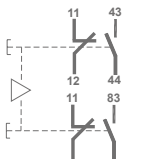
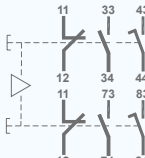
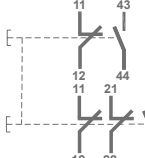
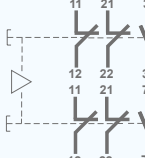
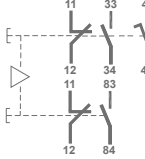
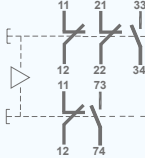
ASSEMBLY DRAWING






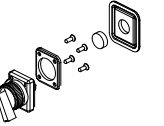
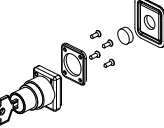
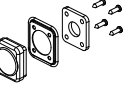
Refer to the following tables for descriptions of components: "Switches", "Actuators", "Pilot lights", "Mushroom pushbuttons" and "Accessories".

## COMPONENTS

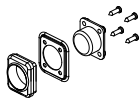
## Switches

Ref.	Drawing	Description	Scheme	Code
A14		1 speed switch with 2NC+2NO contacts + lamp holder with bayonet coupling (without bulb)		PRSL0071XX
		2 lamp holders with bayonet coupling (without bulb)		PRSL0072XX
		1 speed switch with 1NC+1NO contacts + lamp holder with bayonet coupling (without bulb)		PRSL0073XX
		2 speed switch with 1NC+1NO+1NO contacts + lamp holder with bayonet coupling (without bulb)		PRSL0089XX
A15		1 speed switch with 1NC+1NO contacts + 1 speed switch with 1NC+1NO contacts		PRSL0074XX
		2 speed switch with 1NC+1NO+1NO contacts + 2 speed switch with 1NC+1NO+1NO contacts		PRSL0075XX
		1 speed switch with 1NC+1NO contacts + 1 speed switch with 2NC+2NO contacts		PRSL0076XX
		1 speed switch with 2NC+2NO contacts + 1 speed switch with 2NC+2NO contacts		PRSL0077XX
		2 speed switch with 1NC+1NO+1NO contacts + 1 speed switch with 1NC+1NO contacts + mechanical interlock		PRSL0087XX
		1 speed switch with 2NC+2NO contacts + 2 speed switch with 1NC+1NO+1NO contacts		PRSL0090XX

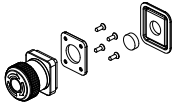
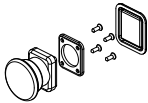
## Actuators

Ref.	Drawing	Description	Code
A1		Rubber for button	PRGU6031PE
A2		Button holder	PRSL9284PI
A3		Button with label (Pushbuttons moulded in two colours to guarantee clear reading and wear resistance are available only on request.)	TL_----- See button tables
A6		Selector switch 0/1 maintained positions	PRSL3540PI
		Selector switch 1/0/2 maintained positions	PRSL3543PI
A7		Key selector switch 0/1 maintained positions, pull-out position 1	PRSL3539PI
A9		Blanking plug	PRSL5557PI



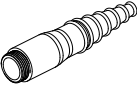




## Pilot lights

Ref.	Drawing	Colour	Code
A8		Red	PRSL3534PI
		Green	PRSL3535PI
		Yellow	PRSL3542PI

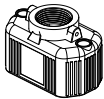

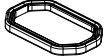
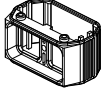



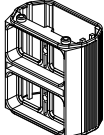
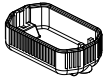

## Mushroom pushbuttons

Ref.	Drawing	Description	Code
A4		Latched mushroom pushbutton for emergency stop	PRSL3500PI
A5		Impulse mushroom pushbutton	PRSL3531PI






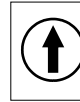























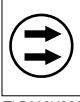


















## Accessories

Ref.	Drawing	Description	Code
A10		Frame with 2 holes	PRSL5535PI
		Frame with 1 hole	PRSL5537PI
		Frame without holes	PRSL5538PI
A11		Screw for frame	PRVI6027PE
A12		Cable sleeve	PRSL0145PE
A13		Hook	PRGA0012PE
A16		Plug for cover	PRSL8610PI
A17		Locking screw for cover	PRVI1020PE
A18		Washer	PRRN1061PE







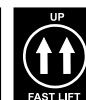



















































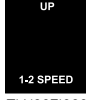
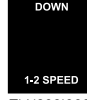
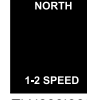










Accessories

Ref.	Drawing	Description	Code		
A19		Upper cover	PRSL5525PI		
A20		Cable clamp with screws	PRSL3545PI		
A21		Tightening rubber	PRGU6021PE		
A22		Single section	PRSL5016AU		
A23		Rod for SPA 2 buttons	PRTR0071PE		
		Rod for SPA 4 buttons	PRTR0076PE		
		Rod for SPA 6 buttons	PRTR0081PE		
		Rod for SPA 8 buttons	PRTR0086PE		
		Rod for SPA 10 buttons	PRTR0091PE		
		Rod for SPA 12 buttons	PRTR0096PE		
		Rod for SPA 14 buttons	PRTR0101PE		
		Rod for SPA 16 buttons	PRTR0106PE		
		Rod for SPA 18 buttons	PRTR0111PE		
		Rod for SPA 20 buttons	PRTR0116PE		
A24		Rod for SPA 22 buttons	PRTR0117PE		
		Rod for SPA 24 buttons	PRTR0118PE		
		Rod for SPA 26 buttons	PRTR0119PE		
		Rod for SPA 28 buttons	PRTR0120PE		
		Screw	PRVI0005PE		
		A25		Switch holder with screw	PRSL3558PI
		A26		Double section	PRSL5017AU
		A27		Lower cover	PRSL5530PI
A28		LED 24 Vac/dc	PRSL3502PI		
		Bulb 110 Vac/dc with bayonet coupling	SL000010		













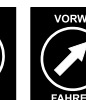

























Standard buttons - Symbols

GREEN	RED	YELLOW	GREEN											
														
TLN101X000	TLR102X000	TLG103X000	TLV104X000	TLN105X000	TLB105X000	TLN106X000	TLB106X000	TLN107X000	TLB107X000	TLN108X000	TLB108X000	TLN109X000	TLB109X000	
														
TLN110X000	TLB110X000	TLN111X000	TLN112X000	TLB112X000	TLN113X000	TLN114X000	TLB114X000	TLN115X000	TLN116X000	TLB116X000	TLN117X000	TLB117X000	TLN118X000	
														
TLN119X000	TLB119X000	TLN120X000	TLN121X000	TLB121X000	TLN216X000	TLN217X000	TLN218X000	TLN219X000	TLN374X000	TLN375X000	TLB375X000	TLN376X000	TLN377X000	
RED	BLACK	YELLOW	GREEN	WHITE										
														
TLR122X000	TLN199X000	TLG220X000	TLV221X000	TLB229X000										











































### Standard buttons - English

 GREEN RESET LINE TLV130I000	 RED STOP LINE TLR131I000	 YELLOW ALARM TLG132I000	 GREEN RESET ALARM TLV133I000	 UP LIFTING TLN134I000	 DOWN LIFTING TLN135I000	 UP FAST LIFT TLN136I000	 DOWN FAST LIFT TLN137I000	 UP 1-2 SPEEDS L TLN138I000	 DOWN 1-2 SPEEDS L TLN139I000	 ROTATION TLN140I000	 LIFTING TLN141I000	 FORW. TRANSL. TLN142I000	 BACKW. TRANSL. TLN143I000
 LEFT ROTATION TLN144I000	 RIGHT ROTATION TLN145I000	 LEFT FAST ROT. TLN146I000	 RIGHT FAST ROT. TLN147I000	 LEFT 1-2 SPEEDS R. TLN148I000	 RIGHT 1-2 SPEEDS R. TLN149I000	 BRAKE TLN150I000	 MICRO LIFTING TLN151I000	 FORW. TROLLEY TLN152I000	 BACKW. TROLLEY TLN153I000	 FORW. FAST TROLLEY TLN154I000	 BACKW. FAST TROLLEY TLN155I000	 FORW. 1-2 SPEED T. TLN156I000	 BACKW. 1-2 SPEED T. TLN157I000
 FORW. BRIDGE TLN170I000	 BACKW. BRIDGE TLN171I000	 FORW. FAST BRIDGE TLN172I000	 BACKW. FAST BRIDGE TLN173I000	 FORW. 1-2 SPEEDS B. TLN174I000	 BACKW. 1-2 SPEEDS B. TLN175I000	 LEFT TROLLEY TLN176I000	 RIGHT TROLLEY TLN177I000	 LEFT FAST TROLLEY TLN178I000	 RIGHT FAST TROLLEY TLN179I000	 LEFT 1-2 SPEEDS T. TLN180I000	 RIGHT 1-2 SPEEDS T. TLN181I000	 EAST 1-2 SPEED T. TLN183I000	 NORTH BRIDGE TLN184I000
 SOUTH BRIDGE TLN185I000	 SOUTH FAST BRIDGE TLN186I000	 NORTH FAST BRIDGE TLN187I000	 NORTH 1-2 SPEED B. TLN188I000	 SOUTH 1-2 SPEED B. TLN189I000	 WEST TROLLEY TLN190I000	 EAST TROLLEY TLN191I000	 WEST FAST TROLLEY TLN192I000	 EAST FAST TROLLEY TLN193I000	 WEST 1-2 SPEED T. TLN194I000	 UP TLN201I000	 DOWN TLN202I000	 NORTH TLN203I000	 SOUTH TLN204I000
 EAST TLN205I000	 WEST TLN206I000	 UP 1-2 SPEED TLN207I000	 DOWN 1-2 SPEED TLN208I000	 NORTH 1-2 SPEED TLN209I000	 SOUTH 1-2 SPEED TLN210I000	 EAST 1-2 SPEED TLN211I000	 WEST 1-2 SPEED TLN212I000	 GREEN START TLV213I000	 RAISE TLN214I000	 LOWER TLN215I000	 FORWARD TLN216I000	 REVERSE TLN217I000	 GREEN START TLV302X000
 RED STOP TLR351X000													


### Standard buttons - German

 GREEN MARSCH TLV130T000	 RED HALT TLR131T000	 YELLOW ALARM TLG132I000	 GREEN MARSCH ALARM TLV133T000	 AUF HEBEN TLN134T000	 AB HEBEN TLN135T000	 AUF SCHNELL H. TLN136T000	 AB SCHNELL H. TLN137T000	 AUF H. 1-2 GESCH. TLN138T000	 AB H. 1-2 GESCH. TLN139T000	 SCHNELL SCHWENKEN TLN140T000	 SCHNELL HEBEN TLN141T000	 VORW. FAHREN TLN142T000	 RÜCKW. FAHREN TLN143T000
 LINKS SCHWENKEN TLN144T000	 RECHTS SCHWENKEN TLN145T000	 LINKS SCHNELL SC. TLN146T000	 RECHTS SCHNELL SC. TLN147T000	 LINKS SC. 1-2 GESCH. TLN148T000	 RECHTS SC. 1-2 GESCH. TLN149T000	 VORW. LAUFKATZE TLN152T000	 RÜCKW. LAUFKATZE TLN153T000	 VORW. SCHNELL L. TLN154T000	 RÜCKW. SCHNELL L. TLN155T000	 VORW. L. 1-2 GESCH. TLN156T000	 RÜCKW. L. 1-2 GESCH. TLN157T000	 VORW. BRÜCKE TLN170T000	 RÜCKW. BRÜCKE TLN171T000
 VORW. SCHNELL B. TLN172T000	 RÜCKW. SCHNELL B. TLN173T000	 VORW. B. 1-2 GESCH. TLN174T000	 RÜCKW. B. 1-2 GESCH. TLN175T000	 LINKS LAUFKATZE TLN176T000	 RECHTS LAUFKATZE TLN177T000	 LINKS SCHNELL L. TLN178T000	 RECHTS SCHNELL L. TLN179T000	 LINKS L. 1-2 GESCH. TLN180T000	 RECHTS L. 1-2 GESCH. TLN181T000				


### Standard buttons - French

 GREEN MARCHÉ TLV130F000	 RED ARRÊT TLR131F000	 YELLOW ALARME TLG132F000	 GREEN MARCHÉ ALARME TLV133F000	 MONTÉE LEVAGE TLN134F000	 DESCENTE LEVAGE TLN135F000	 MONTÉE VITE LEV. TLN136F000	 DESCENTE VITE LEV. TLN137F000	 MONTÉE LEV. 1-2 VIT. TLN138F000	 DESCENTE LEV. 1-2 VIT. TLN139F000	 VITE ROTATION TLN140F000	 VITE LEVAGE TLN141F000	 AVANT TRANSL. TLN142F000	 ARRIÈRE TRANSL. TLN143F000
 GAUCHE ROTATION TLN144F000	 DROITE ROTATION TLN145F000	 GAUCHE VITE ROT. TLN146F000	 DROITE VITE ROT. TLN147F000	 GAUCHE ROT. 1-2 VITE TLN148F000	 DROITE ROT. 1-2 VITE TLN149F000	 AVANT CHARIOT TLN152F000	 ARRIÈRE CHARIOT TLN153F000	 AVANT CHARIOT VITE TLN154F000	 ARRIÈRE CHARIOT VITE TLN155F000	 AVANT CH. 1-2 VIT. TLN156F000	 ARRIÈRE CH. 1-2 VIT. TLN157F000	 AVANT PONT TLN170F000	 ARRIÈRE PONT TLN171F000
 AVANT PONT VITE TLN172F000	 ARRIÈRE PONT VITE TLN173F000	 AVANT PONT 1-2 VIT. TLN174F000	 ARRIÈRE PONT 1-2 VIT. TLN175F000	 GAUCHE CHARIOT TLN176F000	 DROITE CHARIOT TLN177F000	 GAUCHE CHAR. VITE TLN178F000	 DROITE CHAR. VITE TLN179F000	 GAUCHE CH. 1-2 VIT. TLN180F000	 DROITE CH. 1-2 VIT. TLN181F000	 TRANSLAT. TLN183F000	 TRANSLAT. TLN184F000	 ARRÊT SOUFL. TLN185F000	 MONTÉE ROTATION TLN186F000

## Standard buttons - Italian



## Standard buttons - Spanish







## SPA - REQUEST FORM FOR NON STANDARD CONTROL STATION

**Instructions**

Fill in the chart to the left according to the number of control elements required (2, 4, 6, 8, 10, 12, 14, 16, 18 or 20 actuators).

- 1 Control elements:** in the broken-line box enter the number corresponding to the control element required ([1] to [9]) according to the legend.
- 2 Buttons:** when buttons are required, fill in the TL\_\_\_\_\_ code (see standard button tables).  
If you choose **buttons with arrows**, enter the direction of the arrow into the corresponding box. Eg. 
- 3 Switches:** enter the number corresponding to the switch required ([20] to [29]) according to the legend.  
ATTENTION: **lamp holders** can be fitted with bulbs or with LEDs (on request).
- 4 LED / bulb:** tick the box on the following page if you require LEDs or bulbs to be fitted into the lamp holders.
- 5 Mechanical interlock:** tick the boxes where you require the mechanical interlock (MI) between pushbuttons. Eg. 
- 6 Cable sleeve and hook:** tick the appropriate boxes to indicate where the cable sleeve and the hook must be assembled (top or bottom).

**1 Control elements**

<input type="checkbox"/> 1	PRSL3500PI	Emergency stop mushroom pushbutton
<input type="checkbox"/> 2	PRSL3531PI	Impulse mushroom pushbutton
<input type="checkbox"/> 3	PRSL3539PI	2 position key selector switch
<input type="checkbox"/> 4	PRSL3540PI	2 position selector switch
<input type="checkbox"/> 5	PRSL3543PI	3 position selector switch
<input type="checkbox"/> 6	PRSL3534PI	Red pilot light
<input type="checkbox"/> 7	PRSL3535PI	Green pilot light
<input type="checkbox"/> 8	PRSL3542PI	Yellow pilot light
<input type="checkbox"/> 9	PRSL5557PI	Blanking plug

**1**  
Control elements

**2**     
TL\_\_\_\_\_

TL\_\_\_\_\_

TL\_\_\_\_\_

TL\_\_\_\_\_

TL\_\_\_\_\_

TL\_\_\_\_\_

TL\_\_\_\_\_

TL\_\_\_\_\_

TL\_\_\_\_\_

TL\_\_\_\_\_

TL\_\_\_\_\_

TL\_\_\_\_\_

TL\_\_\_\_\_

TL\_\_\_\_\_

**6**  Hook

Cable sleeve

**3** Switches

MI

MI

MI

MI

MI

MI

MI

MI

MI

MI

MI

MI

MI

MI

MI

Hook

Cable sleeve

Control elements

TL\_\_\_\_\_

TL\_\_\_\_\_

TL\_\_\_\_\_

TL\_\_\_\_\_

TL\_\_\_\_\_

TL\_\_\_\_\_

TL\_\_\_\_\_

TL\_\_\_\_\_

TL\_\_\_\_\_

TL\_\_\_\_\_

TL\_\_\_\_\_

TL\_\_\_\_\_

TL\_\_\_\_\_

TL\_\_\_\_\_



